


# Welcome to Priestley Primary School



**‘Placing learning at the heart everything we do.’**

This is a special book to welcome new children to  
EYFS/Reception at Priestley Primary School.

You will be in Gosling class or Duckling class.

## **Starting School**

We understand that starting school is a major event for you  
and your child and we aim to make this transition as stress-  
free as possible. We want to make starting school a special  
time by getting to know the children in a relaxed, caring  
environment.



This is what our school office looks like from the outside and the inside.



This is the EYFS outdoor area. You will come through here to get to your classroom.





This is the entrance to both classrooms. When you come through you will need to find your peg in the cloakroom to hang up your things.



Our school uniform looks like this. You will be so grown up when you wear it and look super smart.



We have a special crate for book bags and water bottles, so we have quick access to both throughout the day. Please put them here in the morning.






These are the toilets for you to use whenever you need them, in the middle of both classrooms.



This is what both your classrooms look like from the inside.



You will have a special seat or a learning space to sit every day for the register and carpet time.





Sometimes you will need to work with an adult to do a job. This is great fun and helps our brain to grow even more!





Some pictures of the children doing brilliant learning at Priestley. What would you like to learn when you come to school?







There are lots of places to learn in your classrooms. We have an art area, a reading den, a role play area, outside learning and lots more!







Each term we will learn about a new topic so our classroom might change slightly. Keep an eye out for exciting changes in the classroom!



This is our outside area. We love learning here. We are responsible for keeping it safe and tidy. Sometimes we can choose to come out here and sometimes we have to wait for a grown up to tell us if it's ok.





This is the hall. We use this space for lunchtime, assemblies and P.E. It can look quite different. Spikey is modelling one of our P.E team colours. Please ask at the office if you are not sure of your child's assigned house!



When we move around our school we go quietly and walk.





At Priestley Primary School we try our best to be like Spikey, all day, every day.

If teachers see you doing something 'Spikey' they will reward you with a sticker or a note home for something extra amazing.



Be Like Spikey Think Spikey  
Think Green



Respect for all!  
Stay focused!  
Thinks things through!  
Co-operate!  
Share great ideas!  
Give it a go!  
Take responsibility!

### **Snacks**

A healthy snack is provided for each child every day. Snacks vary each day and include apples, pears, satsumas, tomatoes, and bananas. The children will be offered water (in their own named water bottle) or milk to drink. We encourage the children to keep hydrated by drinking water throughout the day.

### **Free School Milk**

Children under 5 receive free milk, they are automatically registered by the school, so you don't have to do anything. Once they are 5 they can continue to receive milk however parents do have to pay for this and will need to register online with Cool Milk (details available from the school office).

### **School Meals**

Children in Reception are entitled to the Universal Free School Meal. However, some children may like to bring a lunchbox to school which is acceptable. If you think you are eligible for benefit based free school meals, please ensure that you fill in the relevant forms within the pack.

### **P.E. Kit**

For P.E., your child will need black shorts, a t-shirt that is the colour of their house and trainers. P.E. kits should be brought to school at the start of term in a P.E. bag. The children will have their own space to keep these. They stay in school and are sent home for washing at the end of each half term. Please ensure that all items of P.E. kit (and uniform) are clearly labelled with your child's name.

### **Outdoor P.E. kit**

During winter weather, please ensure that your child has warm clothing in addition to their usual P.E. kit, e.g. tracksuit bottoms/joggers and a long sleeved jumper.

In Reception, access to our outside learning environment is required throughout the year and this means that we aim to provide opportunities for outside activities whatever the weather! Please make sure your child comes to school with a coat, particularly in Winter, and a pair of clearly labelled wellies, which can be kept in school. Please also provide spare/warm clothes either in a labelled bag or in your child's P.E. bag.

### **Parental Helpers**

We try to encourage a strong link between home and school. If you are interested and have the time to come in and help, please come and talk to your



child's class teacher. You will need to complete a DBS check. Some of the things that parents can help with include hearing children read, helping with art lessons, cooking or coming to talk about their jobs. We also welcome parents on school trips.

### **Coming to school in the mornings**

Once your child starts school full time, please leave your child to enter the classroom with the rest of the Reception Class. Your children will have a clearly labelled coat peg where they will leave all their belongings such as coats, scarves, hats and PE bags.

We encourage the children to be as independent as possible right from the start, but there will always be at least one adult to help your child with their coat etc. as necessary. This also helps the class settle down quickly at the start of the day and begin lessons. It is very helpful if your child can recognise their name when they start school, as they will have a labelled peg to put their coat on.

### **Collecting Children**

When your child is in school full time, the school day ends at 3:00p.m. Children are seen out to parents or guardians one at a time by their teacher or teaching partner. Children will leave through the gate on to the main playground once their names have been called. Parents will wait by the gate so that the adults can see who is picking each child up.

It is important that we know if somebody else will be collecting your child from school. Please let us know in the morning. If arrangements change during the day, please call school to make us aware on 01249 812608

### **Attendance**

Regular Attendance is of the utmost importance to the Staff and Governors at Priestley Primary School. 97% attendance is a figure that this Government sees as acceptable and all schools are directed to ensure that this level, through reward systems and excellent communication between the school and home are met.

### **Leave of Absence**

Absence or holidays in term time will only be authorised in special, extenuating circumstances, such as a family bereavement. A Leave of Absence form (available from the school office) must be completed and can be accompanied by a covering letter.

This is a DfE requirement and parents who take their children out of school for a holiday during term time may incur a fine.

## Getting Ready for School

If you would like your children to be as 'school ready' as possible please take a look below at the following ideas.

- ✓ Enjoy sharing stories together, talking about the pictures and what you think might happen.
- ✓ Play simple board games (snakes and ladders is great), card games or dominoes.
- ✓ Bake something together.
- ✓ Send a postcard to a friend or relative – maybe they will send one back!
- ✓ Count anything and everything – stairs as you go up (and backwards as you go down!), houses you pass as you walk, knives and forks as you set the table, books on a shelf ...
- ✓ Spot numbers when out and about – house numbers, numbers on car number plates, road signs, numbers on the TV remote ...
- ✓ Help your child recognise their name.
- ✓ Do some dot-to-dot puzzles.
- ✓ Practise putting coats on independently and (in preparation for the colder weather!) have a go at doing up the zip and also practise putting on gloves.
- ✓ Play outside – run and jump and climb and throw a ball or frisbee!
- ✓ Go for a bike or scooter ride.
- ✓ Spot any letters they already know on signs, in books, on packaging – anywhere!
- ✓ Sing songs and nursery rhymes – dance together!
- ✓ Talk about places you have been, things you have seen and people you have met.
- ✓ Let your child join in with everyday things – washing up, sorting washing, pairing socks, helping in the garden.
- ✓ Encourage them to ask for help when they need it, saying what they want.
- ✓ Show them where their name label is in their clothes and shoes and what it looks like.
- ✓ Help them practise peeling a banana and orange, as we often have these for snack time.
- ✓ Build models – either with construction toys such as Lego or with junk. Talk about how they built it and anything they found tricky.
- ✓ Play games with spoken instructions, such as Simon Says.

- ✓ Go on a 'listening walk'.
- ✓ Paint pictures and letters on the patio or garden wall with water and a big paint brush

### **DON'T WORRY-**

- ✓ Your child doesn't need to be able to read, write or do 'sums' before they start school. Children start school with a wide range of abilities and their teacher will be skilled at helping children progress at their own level. What's most important is that you and your child have fun together in those preschool months and years – sharing stories, singing songs, playing games and taking about everything!

### **Some Things to try:**

- ✓ Help them to recognise their name so they can find their drawer, peg, water bottle etc... (they don't have to write it yet!)
- ✓ Talk with your child about starting school. What do they think it will be like? What are they most looking forward to? Is there anything they're unsure or worried about?
- ✓ Look at the school's brochure, prospectus or website together and talk about the pictures.
- ✓ Find photos of you and other family members at school, and chat about happy memories from your own school days.
- ✓ Read books together about starting school. If your child seems anxious about school, try focusing on the things they'll like best – maybe the sandpit, playhouse or new friends. Perhaps they have some friends from preschool who will be starting reception at the same time.
- ✓ Practise the school morning routine, including getting dressed and eating breakfast in time to leave.
- ✓ Practise the school run so that you're both prepared for the school morning journey.



### **Avoid:**

- ✓ It's natural to feel nervous about your child starting school, but remember that your child can easily pick up on your emotions. Try to be relaxed and positive, rather than showing your own nerves.
- ✓ Try not to make comments such as 'I didn't like school' or 'I wasn't very good at school', which might give your child a negative attitude.
- ✓ Try not to bombard your child with endless talk about school – treating it in a matter-of-fact way rather than focusing on the 'big step ahead' will help soothe an anxious child.
- ✓ Don't over-hype school, as your little one may feel let down or mistrustful if it doesn't live up to expectations.

### **And finally...**

Class teachers are on the playground after school. Please do not hesitate to see them if you have any questions or concerns. If you wish to speak to a member of staff at any other time, please call the school office to make an appointment.

We hope that your child will enjoy their time at Priestley Primary School and we will make every effort to ensure that this happens.

### **Additional websites**

[https://www.pacey.org.uk/Pacey/media/Website-files/school%20ready/PACEY\\_preparingforschool\\_guide.pdf](https://www.pacey.org.uk/Pacey/media/Website-files/school%20ready/PACEY_preparingforschool_guide.pdf) - activities and information for parents

<https://www.bbc.co.uk/bitesize/collections/starting-primary-school/1>

<https://www.theschoolrun.com/tips-for-starting-school> - parents top tips

<https://www.bbc.co.uk/cbeebies/grownups/starting-school-experiences->  
videos and activities

<https://www.oxfordowl.co.uk/for-home/starting-school/> - stories to share about starting school and activities

<https://www.bbc.co.uk/teach/school-radio/nursery-rhymes-songs-index/zhwdgwx> - songs and nursery rhymes

<https://www.bbc.co.uk/tiny-happy-people> - support communication skills

<https://www.bbc.co.uk/bitesize/articles/zrynnrd> - transition when schools are closed.

[https://www.pacey.org.uk/Pacey/media/Website-files/school%20ready/PACEY\\_preparingforschool\\_guide.pdf](https://www.pacey.org.uk/Pacey/media/Website-files/school%20ready/PACEY_preparingforschool_guide.pdf) - School ready information

<https://www.pacey.org.uk/Pacey/media/Website-files/PACEY%20general/Steps-to-starting-school.pdf> - Building block steps to starting school

<https://www.pacey.org.uk/Pacey/media/Website-files/school%20ready/Make-a-mark,-make-a-start.pdf> – Mark making ideas

<https://www.pacey.org.uk/Pacey/media/Website-files/school%20ready/Happy-Talk.pdf> - Developing speaking & listening ideas

<https://www.pacey.org.uk/Pacey/media/Website-files/school%20ready/Listen-and-Learn.pdf> - Good listening ideas

<https://www.pacey.org.uk/Pacey/media/Website-files/school%20ready/The-Numbers-Game.pdf> - Developing number skills ideas.