



# DUCKLINGS AND GOSLINGS NEWSLETTER

## Happy New Year!

We are all looking forward to an exciting term. Please find all the useful information for the term ahead.

## Resources

We are always on the look out for additional resources to build interest and creative teaching learning in our classrooms and outdoor areas. Wooden objects, pots and pans, hats etc. If you are having a sort out at home, please think of us. Children really benefit from playing with “real world” objects. Playing with breakable objects such as crockery, teaches children to take care of the resources they use in a much more effective way than plastic toys do.

If you do donate anything, please make sure that they are clean and undamaged.

## Learning and discovering this term:

*A long time ago*

## Reading

Reminder: Please can you ensure that your child's reading book is brought back to school on a Monday. Sadly, last term some of our new reading books have not been returned. This makes it very difficult to complete group reading activities in school.

## Using Play equipment and resources

Please be reminded that children should not be using the play equipment before school starts. Thank you.

## Key Dates:

**05.01.26 – TD Day**

**06.01.26 – Start of term 3**

**04.02.26 – Join your child PSHE**

## P.E

PE is every **Tuesday and Thursday!** Children to come to school wearing their PE kit for the day. Please make sure that everything is labelled.

## Milk

When your child turns 5 you will need to pay if you wish your child to continue having milk. A letter will be sent home before their 5<sup>th</sup> birthday with all the details included.

## Communication and language

Get up stand up vocabulary (Drawing Club):

Jagged, rippling, sturdy, hatched  
Courageous, stupendous, adventurous  
Shudder, sludgy, blunders, clatter  
Convenient, marvellous, calamitous.  
Cloak, suspicious, anxious, serene

## Physical Development

Scarf Dance – Developing handwriting and gross motor control.

Fine motor – Refining letters

Gymnastics; Circuit training.

Using large scale equipment

## Term 3: A long time ago

### Maths

#### Counting, ordinality and cardinality

Practise object counting skills

Match numerals to quantities within 10

Verbal counting beyond 20

Counting – focus on ordinality and the 'staircase' pattern

See that each number is one more than the previous number

#### Subitising

Subitise within 5 focusing on dot patterns

Match numerals to quantities within 5

#### Composition

Focus on 5

Focus on 6 and 7 as '5 and a bit'

#### Shape Space and Measure

2D and 3D shape

### Personal Social and Emotional Development

Dreams and goals

Resolutions


Challenge

Never giving up

Setting a goal




Obstacles and support

Flight to the future



### English

Key texts:



Little Wandle – Phonics see additional page.

## Knowledge and Understanding



New Year



Winter



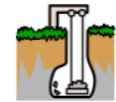
aging



Classifying  
dinosaurs



Fossils



Excavation



Mary  
Anning



Herbivore,  
carnivore or  
omnivore




similarities  
and  
differences



Internet  
safety



Lunar New  
Year



freezing and  
melting

### Expressive arts and design

Clay – pinching, moulding, shaping









Design a dinosaur







Making fossils





# Little Wandle Phonics Term 3

Grapheme	Catchphrase	Pronunciation phrase	Grapheme	Catchphrase	Pronunciation phrase
ai	 tail in the rain	Open your mouth wide and say <b>ai ai ai</b>	oo	 hook a book	Pucker your lips and keep them small as you say <b>oo oo oo</b>
ee	 sheep in a jeep	Smile with your lips apart and say <b>ee ee ee</b>	oo	 zoom to the moon	Open your mouth just a bit, put your hand on your tummy, pull your tummy in and say <b>oo oo oo</b>
igh	 a light in the night	Open your mouth in a relaxed way and say <b>igh igh igh</b>	ar	 march in the dark	Open your mouth wide, push your tongue down and say <b>ar ar ar</b>
oa	 soap that goat	Make an 'o' with your mouth and say <b>oa oa oa</b>	or	 born with a horn	Make an 'o' with your mouth, push your tongue down and say <b>or or or</b>

Grapheme	Catchphrase	Pronunciation phrase	Grapheme	Catchphrase	Pronunciation phrase
ur	 curl the fur	Open your mouth in a relaxed way, push your tongue down and say <b>ur ur ur</b>	ear	 get near to hear	Smile with your lips apart, push your tongue to your teeth as you say <b>ear ear ear</b>
ow	 wow owl	Open your mouth wide then move your lips together as you say <b>ow ow ow</b>	air	 chair in the air	Open your mouth wide, push your tongue down as you say <b>air air air</b>
oi	 boing boing	Make an 'o' with your mouth then move your lips out as you say <b>oi oi oi</b>	er	 a bigger digger	Open your mouth in a relaxed way, push your tongue down and say <b>ur ur ur</b>