

Mon 7th & Mon 14th June 2021

Spikey's Take Away




Learning Menu

Ducklings and Goslings Class

Literacy

Story



<https://www.youtube.com/watch?v=uwslOsSeutI>

Activity 1:

Listen to and identify the rhyming words used on each page.

Extension- can you write some rhyming couplets down?

Activity 2:

Write a list of things you would take in your suitcase to the beach. Remember to use your phonics to help you spell.

Reading - log onto to reading Planet – Rising Stars

<https://my.risingstars-uk.com/Default.aspx?ReturnUrl=%2f>

log onto to Bug Club

www.activelearnprimary.co.uk


Same usernames and passwords as given earlier in the year via email.

Maths



Practice writing and reciting numbers 1-20.

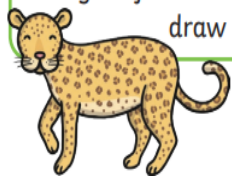
Collect 5 pebbles and 5 leaves from outside. Make a pattern that goes, 'pebble, leaf, pebble, leaf'. Can you complete it? You could paint the pebbles different colours and make patterns with the colours.



Can you make a pattern with the fruit from the fruit bowl, or the biscuits in the biscuit tin? Try this one: 'banana, banana, grape, grape' or 'apple, pear, orange, apple, pear, orange'. How many more can you make?



Use the Internet or books to look at patterns on animals. Look at tigers, zebras, snakes, giraffes and cheetahs. What other animals can you find with patterns? Can you draw any of the patterns?



(from Twinkl)

Ask a friend to clap a repeating pattern for you to copy. Repeat it back to them. Then, you clap a repeating pattern and see if they can repeat it. Try this with some other body percussion, including tapping on your legs, knees, shoulders and head. You could tap your hands, knees, head, hands, knees, head.



Phonics

Phase 2	Phase 3	Phase 4
I	he	said
no	she	have
the	we	like
to	me	so
go	be	do
into	you	some
	are	come
	her	little
	was	one
	all	were
	they	there
	my	what
		when
		out

Use these phonics sound to write some words. Can you put your words into a sentence?



j	v	zz	qu
w	x	ch	sh
y	z	th	ng

(from Twinkl)

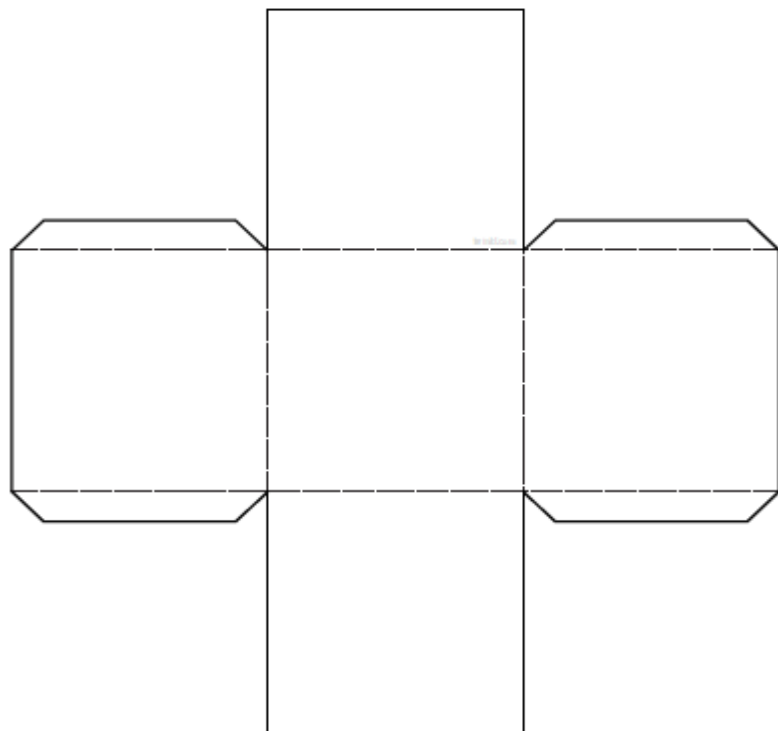
PSHE

With your child, support them to create their own special box. This box is 'all about me'.

Children can include a range of simple items such as: a wrapper or empty packet of their favourite food/treat, pictures of their family and/or pets, a picture of their favourite toy, something that represents their favourite colour and anything your child would like to add.

My Special Box

Enlarge this sheet to A3 size when printing to make a box large enough for the children to fill.



(from Twinkl)